


Land Rover Discovery 3.0 D300 R-Dynamic Se 5Dr Auto | Apr 2021


£40,999

R- DYNAMIC SE


First impressions are important.
I'll be ready very soon.



Choice
We've got thousands of new and used vehicles



Customer Care
We've got over 70,000 positive reviews



R-Dynamic SE

Vehicle Features

3D surround camera, 3x3 point rear seatbelts, 11.4" touchscreen, 12V power sockets, 12V USB charging socket in loadspace, Acoustic laminated windscreen, Adaptive dynamics, Alloy Wheels, All terrain tyres, Android Auto, Animated directional indicators, Anti-lock braking system (ABS), Apple car play, auto-dimming, Auto dimming interior rear view mirror, Auto lights, Automatic headlight levelling, Automatic headlights, Blind spot assist, Bluetooth Connection, Body colour bumpers, Body colour door handles, Brake pre-fill technology, Central hinged twin lidded storage, Centre high mounted stop light, Clear exit monitor, Click and go integrated base unit, Cornering brake control, Curtain airbags, Customer configurable autolock, D300 badge, Digital Audio Broadcast radio-DAB, Driver and passenger airbags, Driver condition monitor, Dynamic stability control, Dynamic volume control, EBD - Electronic brakeforce distribution, Ebony morzine headlining, Electric adjustable steering column, Electric power assisted steering (EPAS), Electric windows with one touch open/close and anti-trap, Electronic air suspension, Electronic traction control, Emergency brake assist, Emergency braking, ESP, First and second row door bins, Footwell lights, Front and rear 12V with front USB, Front and rear parking aid, Front axle open differential, Front fog lights, Front passenger seat isofix location point, Front side airbags, Gradient acceleration control, Headlight power wash, heated door mirrors with memory and approach lights, Heated rear window, Heated windscreen, Hill descent control, Hill launch assist, Immobiliser,

Miles:	57350
Fuel Type:	Diesel
Transmission:	Automatic
Colour:	White
Engine Size:	2997
Tax Band:	Petrol/Diesel (£600 p/a)
Body Style:	Station wagon
Insurance group:	42E
Reg:	ISZ4438

Technical Specs

DIMENSIONS	
Length:	4956mm
Width:	2000mm
Height:	1888mm
Seats:	7
Luggage Capacity (Seats Up):	172L
Gross Weight:	3260KG
Max. Loading Weight:	898KG
PERFORMANCE & ECONOMY	
Fuel Consum. (Combined):	34.0MPG
Fuel Tank Capacity:	89L
Number Of Gears:	8 SPEED
Top Speed:	130MPH
Acceleration 0-100 km/h:	6.8s
Engine Power BHP:	296.4BHP

In-facia storage, Interactive driver display, Intrusion sensor, Keyless entry, Lane keep assist, LED desaturated signature tail lights, Loadspace cover, Loadspace Hook, Loadspace light, Lockable glovebox, Locking wheel nuts, Lower centre console storage, Luggage tie downs in loadspace, Metal treadplates with R-Dynamic branding, Multi function steering wheel, Narvik black Discovery script, Online pack with data plan - Discovery, Overhead lighting console, Parking Sensors, Pivi pro connected, Power fold, Power inner tailgate, Power operated child locks, Power tailgate, Premium carpet mats, Puddle lights, Push button start, R-Dynamic black exterior pack - Discovery, Rain sensing windscreen wipers, Rain sensor wipers, Rear-facing Camera, Rear airbags, Rear fog lights, Rear isofix, Rear traffic monitor, Rear wash/wipe, Remote, Remote boot release, Remote central locking, Roll stability control, Satellite Navigation, Seat belt reminder, Service interval indicator, Shopping bag hook, Speed proportional steering, Sportshift selector, Stop/start system, Storage glovebox, Sunvisors with illuminated vanity mirrors, Third row storage, Torque vectoring brake, Traffic sign recognition with adaptive speed limiter, Trailer stability assist, Trip computer, Twin front cupholders with cover, Tyre pressure monitoring system, USB/aux input socket, USB with 12V socket in centre console, Variable intermittent wipe, Wade Sensing